


NEWSLETTER



Baikoen Bonsai Kenkyukai

Our next meeting will be on

April 28, 2016, 7:00 p.m.

Tom Vuong
Demonstrator

LA Arboretum (Oak Room)
301 Baldwin Ave, Arcadia CA.

Please bring something for the raffle.

Officers

Ken Teh

President

(626) 822-0077

Lindsay Shiba

Vice President,
Show chairman

(909) 473-0099

Ken Teh

Interim Treasurer

Mary Morrissey

Board Member

(626) 705-3273

Joe Galgoul

Program Chair

(626) 429-0325

Greg Kathol

Benefit Drawing and
Membership

baikoenmembership@gmail.com

Marge Blasingame

Refreshment Chair

(626) 579-0420

Shirley Quan

Secretary/Newsletter

shirley_quan@sbcglobal.net

Tom Lau

Webmaster

halfclueless@yahoo.com

Michael Sykes - March demonstrator

We were extremely fortunate to have Michael Sykes, from the San Diego Bonsai Club, as the demonstrator of the month. He is the master of the Foemina Juniper. A wealth of



information, no question unanswered and more information than could be assimilated in the short amount of time.

He began the evening by showing one plant (far left) that is nursery stock, and three plants that are in different stages of development (three plants on the right).

There are few nurseries that have large Foemina juniper so he goes to Lakewood Nursery in Cypress, California. He starts with a plant in 10 to 15-gallon pot. Selection of which plant to buy depends on the nubari/roots so some soil may need to be removed. Removing the plant from the pot, then removing some



of the soil is the best way to study the root structure (but you can't always do this in the nursery!). The goal for the tree is to get new budding, the front needs to be identified, look for age, and establish the primary branch structure. The idea is to go from a 15-gal to a 12-inch pot in about three years of training.

The Foemina is a spring time grower with little growth in hot weather and then a fall growth spurt.

The branches need to be wired down, lower than you want because new growth will bring the branch back up. Junipers are apical growers so you cannot pinch all the branches, you cut new long extensions with scissors. Junipers build energy from their tips. If you don't let them grow, you will weaken them—and the more finger pinching we do, the more they weaken, and this is the primary cause of death in junipers. If we pinched the remaining slowly growing tips, the tree would weaken and die. Always leave many growing tips on junipers—you can cut shoots off, but don't touch the tips of those shoots that remain.

Trim the branches or needles to let the sunlight in the interior, this will encourage budding. On nursery stock the majority of the branches will be cut back (maybe 75% of the branches) because new shoots will become the primary branches. Exaggerate and bend branches extremely low because the tree will bend it back up as it grows. And if you want to bend, it must be very early or it will break.

Air layering can be accomplished within 6 months to one year. Air layer cut in the fall, the callus will develop from the fall to winter, and during spring time, roots will develop, then the new plant can be cut off in the fall and potted.

Soil is a mixture of Akadama, lava rock, and pumice/perlite. He uses Milorganite as fertilizer (available at Home Depot or Lowe's as an organic lawn fertilizer). Three scoops per plant, watered so that it forms a lump. Remove and replace lump every 30 days every month.




On the left is a tree that Michael has trained from nursery stock.

This is the styling stage. The primary branches are in place and wired down. More wiring may be done on secondary and tertiary branches, but you need to avoid the buds when wiring. Lower branches are left to grow so to thicken the trunk and branches. Leave needles on the top and bottom of a branch to increase the thickness of the branch. The branch that will become the apex is allowed to grow to develop taper (it may reach 5ft high). Thin branches to channel growth of the branches and to allow sunlight into the interior of the tree. There should be no growth inside of the curves

Foemina will sprout new buds at the base of the needles so if you cut/pinch growth will be around the cut. Pinch the growth on the outside to stimulate growth in the interior.

For this plant, Michael will use the dremel to shape the jin. If there is a lot of sap, it should probably seal. Continue to pinch/cut and develop new apex but remember to not pinch/cut all the tips, only do the longest. This is stage 2: Build taper and set branches.

Stage 3: Pad development. For the most part the apex taper and the branches are set. Now is the time to look at the branches and decide how long you want the branches and to start selectively cutting the tips. Ideally you want the



branches to look like clouds, so that the widest part is toward the trunk (see fig. 1). But you cannot pinch all the tips from all the branches because the branch could die, so you need to be selective depending on the desired shape and length of the branch. However, the more you pinch, there will be more budding or new growth at the base of the branches.



Fig 1




Fig 2

On this plant the development of the pad has just begun. The main branches are wired down and there has been some pinching/cutting of the leaves (see insert on right (Fig 2)). You will notice that not all the branches were cut, but individual sets of the needles were carefully cut by carefully fitting scissor between and within the needles. If all the needles were cut across, like in a hedge, then the branch will probably die. Above left (Fig 1), you can see the desired shape of the leaf pad held by Michael, mimicked by the plant below on the table.

Stage 4 Refinement. The shape of the tree is defined, branches are set and leaf pads have been established. Continued pinching and clearing of leaves below the branch will be needed. Thinning to allow sun into the interior of the tree so buds will be stimulated to grow to fill out the shape and the tree shape refined.

Plants can be repotted in mid-April to May. Moss is a show element only because fertilizer will kill the moss. Cutting can easily grow, put 3-4 cuttings/pot in a



mixture of vermiculite and perlite (1:1). Make a clean cut, dip into Rootone, and then into the potting soil. Place in 90% shade for a full year, no direct sun.

The proud winner of the raffle prize, (actually he won 3 prizes that day) was Alex Marien

Bus Trip to San Diego Spring Show!

Baikoen Bonsai Kenkyukai is sponsoring a bus trip to visit the San Diego Bonsai Club for their 51th anniversary Spring Show on Saturday, April 23th. The cost is \$25 for members and \$35 for non-members per person round trip leaving the LA Arboretum at 10am. As guest to this event we ask you to bring a dessert for their SD bonsai club reception. For more information and tickets for the bus trip please contact Lindsay Shiba (909)806-0937 or ljshiba@juno.com. If there is a demand for another bus stop in another location, we will consider if there is enough people to support it, please contact Lindsay.

Meet at the over flow parking lot, past the signal or main entrance to the Arboretum, at 9:45am. The bus leaves at 10am sharp.

Cookie / Snack sign-up for the March meeting.

Gustavo Duran, Marge Blasingame, Joe Galgoul and Elaine Jeché. Thank you for signing up.

Events

April 16 – 17, 2016, Fresno, California

Kōen-nai no Bonsai (Bonsai in the Park) a fundraiser to benefit the GSBF Clark Bonsai Collection at the Shinzen Friendship Garden in Woodward Park. Hours are Saturday 9:30 AM – 5:30 PM and Sunday 9:30 AM – 4:30 PM with demonstrations by Kenji Miyata, Nippon Bonsai Association certified Bonsai Masters (Saturday), and David Nguy (Sunday) with auction of the tree following each demonstration. Huge bonsai auction on both the 16th and 17th of over 60 trees including the Ray Theime's Bonsai Collection along with Bonsai and pre-Bonsai from local and state wide artists. Sale of plants and Bonsai materials each day. Toko-Kazaru Bonsai Display Competition held during event with prize money awarded. For more information, visit clarkbonsaicollection.com or contact Bob Hilvers at bonsaigui@comcast.net or (559) 909-1051.

April 16-June 19, 2016, Fullerton Arboretum Inaugural Bonsai Exhibit

Location: Fullerton Arboretum, 1900 Associated Road, Fullerton, CA 92831, Time: 10:00am to 4:00pm

The Fullerton Arboretum will be holding a Bonsai exhibit on Saturdays and Sundays, April 16 through June 19, 2016. Spearheading this inaugural exhibit along with the CSUF Arboretum, are the Orange Empire Bonsai Society, Orange County Bonsai Society, Kofu Bonsai Kai and Dai Ichi Bonsai Kai. The exhibit will be staged with participating clubs and individuals cycling their trees throughout the two-month event. Based on the public's interest, the exhibit could lead to a permanent display of bonsai within the Arboretum's garden. Phone: 657-278-3407. Web: www.fullertonarboretum.org

April 23 – 24, 2016, San Diego, California

San Diego Bonsai Club: Spring Bonsai Exhibition at the Casa Del Prado, Room 101, Balboa Park. Show hours are 10 AM – 5 PM both days with demonstrations at 11 AM and 1 PM. Free admission. Bonsai pots and trees for sale, as well as other bonsai-related items. For more information, visit www.sandiegobonsaiclub.com or contact Janice Hale.

April 24, 2016, Watsonville, California

Watsonville Bonsai Club: 43rd Annual Bonsai Exhibit held at the Watsonville Buddhist Temple, 423 Bridge St., Watsonville, California. Over 50 outstanding bonsai, large and small, young and old, will be on display from 10 AM – 4 PM, with a demonstration by award winning Bonsai Master Katsumi Kinoshita at 1:30 PM. A raffle of bonsai items, plants and the demo tree will follow. Tea & cookies will be served. Plenty of parking for vehicles of all sizes; even for group outings. A vendor will be available to sate your plant appetite for bonsai or otherwise. For more information, contact Don White at (831) 724-9283 or whiteslib@aol.com

April 30 – May 1, 2016, Kusamura Bonsai Club, Palo Alto, California

56th Annual Show, Lucie Stern Community Center, 1305 Middlefield Road. Show hours are Saturday, Noon – 5 PM, and Sunday 11 AM – 5 PM with demonstrations at 1:30 PM each day. Free admission. Bonsai pots and trees for sale, as well as other bonsai-related items. For more information visit www.kusamurabonsai.org.

May 7, 2016, Napa Valley Bonsai, Napa, California

38th Annual Show at Napa Senior Center, 1500 Jefferson St. Show hours are 11 AM to 4 PM, with demonstration by Jonas Dupuich at 1 PM. Display, Silent auction, Sales, and Vendors areas.

May 7 & 8, 2016, Sacramento, California

Sacramento Bonsai Club: 70th Annual Bonsai & Suiseki Show at the Buddhist Church of Sacramento, 2401 Riverside Blvd. Show hours are Noon – 5 PM on Saturday and 10 AM – 4 PM on Sunday with demonstration at 2 PM each day. Demonstration by the well-known bonsai artist Sam Adina, followed by the demo raffle and more prizes. Free Admission. For more information, contact: Gary Judd (916) 622-8048.

May 14-15, 2016, Dai Ichi Bonsai Kai, 10-4pm

Ken Nakaoka Community Center, 1670 W. 162nd St., Gardena, California. Annual Exhibit "Serenity through Bonsai" at the Ken Nakaoka Community Center, 1670 W. 162nd St. Novice to master bonsai exhibited. Hours are 10 AM – 4 PM both days with a demonstration at 1 PM ((Saturday) a round-robin and (Sunday) a Saikei demonstration by Mr. Frank Goya will be held). The demonstration

items will be in the benefit drawing, which follows each demonstration. On Saturday a beginner's hands-on workshop at 10:30 AM will be held. For more details about our club and show visit our website <http://daiichibonsaikai.wordpress.com> or contact Doyle Saito at (310) 539-9265.

May 21-22, 2016, Santa Barbara Botanic Garden, Time: 11:00am to 4:00pm Bonsai Club of Santa Barbara

Annual Bonsai Exhibition at the Santa Barbara Botanic Garden, 1212 Mission Canyon Road. Hours are Saturday 11 AM - 4 PM and Sunday 10 AM - 4 PM. Demonstrations at 1 PM both days. Plant sale by the Club. Native plants suitable for bonsai in the Botanic Garden's nursery. Books and other gifts in the Garden Shop. For more information, contact Tom Post (805) 964-2717, email tompostart@yahoo.com or visit www.santabarbarbonsai.org.

May 21-22, 2016, Sansui Kai

Location: Tillman Water Reclamation Center, Van Nuys, Time: 11:00am to 4:00pm

Sansui Kai of Southern California: Annual Bonsai Show at the Japanese Garden at Tillman Water Reclamation Center, 6100 Woodley Ave. Show hours are 10 AM to 4 PM both days, with demonstration each day. Sale table of Bonsai trees and pots. For more information contact: (818) 756-8166 (Garden) or (760) 379-8292.

October 27-30, 2016, GSBF Convention 39 "A Bonsai Convergence: Gather at the Rivers, Double Tree, Sacramento, Time: 9:00am to 9:00pm.

Golden State Bonsai Federation Convention 39 "A Bonsai Convergence: Gather At The Rivers" Convention. Headliners: Ryan Neil and Bjorn Bjornholm. More Workshops and Seminars from: Kathy Shaner, David Nguy, Peter Tea, and others. Where: The Double Tree By Hilton 2001 Point West Way, Sacramento, CA 95815. Hotel phone: 916-924-4900 (ask for the "GSBF Group Rate") For more information, contact: Scott Chadd, GSBF President at: 530-622-9681 or scottchadd@lotusbonsai.com. On-line registration opens on July 1, 2016 <http://www.gsbfcconvention.org>

2016 Program/Demonstrator List

January 16 & 17, 2016	Winter Silhouette Show
January 28, 2016	Mary Morrissay, election of officers
February 25, 2016	Ann Erb, Demo
March 24, 2016	Michael Sykes, Demo
April 28, 2016	Tom Vuong, Demo
May 26, 2016	Frank Goya, Demo
June 23, 2016	Mel Ikede, Demo
July 28, 2016	Ted Matson, Demo
August, 2016	no meeting
September 22, 2016	Tak Shimazu, Demo
October 27, 2016	Roy Nagatoshi, Demo
November 17, 2016	Steve Valentine, Demo
December 2016	Christmas Party
January 14-15, 2017	Winter Silhouette Show

Shirley Quan
Baikoen Bonsai Kenyukai
5379 Somerset St
Los Angeles, CA 90032