

NEWSLETTER



Baikoen Bonsai Kenkyukai

Bonsai Movies and potluck

September 21, 2017, 7:00pm

August No Meeting

LA Arboretum (Bamboo Room)

301 Baldwin Ave, Arcadia CA.

Please bring something for the raffle

Officers

Ken Teh

President

(626) 822-0077

Lindsay Shiba

Vice President,

Show chairman

(909) 473-0099

Ken Teh

Interim Treasurer

Mary Morrissey

Board Member

(626) 705-3273

Joe Galgoul

Program Chair

(626) 429-0325

Greg Kathol

Benefit Drawing and

Membership

baikoenmembership@gmail.com

Johan Garcia

Refreshment Chair

oladnas1010@gmail.com

Shirley Quan

Secretary/Newsletter

shirley_quan@sbcglobal.net

Tom Lau

Webmaster

halfclueless@yahoo.com

Michael Sykes – Demonstrator

We welcome back Michael Sykes as the July Demonstrator. It always amazes me how much we can learn from the demonstrators that Big Joe finds. Although Michael is a repeat demonstrator, there is always more to be learned. And having different people ask questions and or present their personal problems bring up different topics and techniques never addressed. Michael is a great demonstrator and although his tree of choice is the Foemina juniper (with its prickly leaves) is not a favorite of many, he provided many practical and useful techniques and tools to deal with how to handle this kind of plant.

When he first began working with bonsai, he was inspired by John Naka's "Goshin", a forest of eleven Foemina junipers. Since that time, he has become the Master of and the go to guy for any questions about Foemina juniper for the bonsai community, a teacher, demonstrator and will be a demonstrator at the GSBF this coming October.



Here is a picture of the trees he brought to the demo. The far-left tree is one of the trees that will be used for the GSBF workshop.

All these trees are in various stages of development, from the nursery pot to the "finished" bonsai and during his demo he took us on his method and technique for development during these various stages.




His goal is to create movement by placement and arrangement of the branches. The apex is rounded with no jin.

The plant on the far right, above, was started from nursery stock in a 15-gallon pot and was 10ft tall.






The juniper is an apical grower, it grows from the tips or top. If you continually pinch the ends of the branches, you will kill the plant because it cannot grow. If you look at the drawing in the middle (1), you will see a cross section of a branch on the left (small circles show where branching will occur). Fig 2 shows a branch after he has finished trimming. Note the cut is above the small leaves above where the branch splits off.



The goal for all this pruning is to stimulate budding (4 and 5) to develop a fuller or more ramification of the branch. Over all the shape/structure of the branch is achieved by trimming (see 6, pink chalk lines). The basic rule is to keep all growth growing horizontal, and remove growth pointed up and down. In figure 7, he points where potential buds will grow (and where he wants another branch).



It's all in the wrist. Michael uses forceps in one hand to choose the leaves to be trimmed, and with the other hand makes the cuts (see previous pictures). He teases out the leaves with the forceps, and still holding the leaves, makes the cut, then tosses the cut leaves away.



As you can see above, the leaf pads are alternate and different lengths along the stem or

creating/suggesting movement.

If you look carefully on the right, you can see some branches that have less ramification or leaves along the stem. The probable cause of this is not enough sunlight could get in because of the density of the leaves from the branch above. Also, you can see that there are yellow leaves, don't worry.

Pruning or trimming the leaves so that sunlight can penetrate would allow budding to occur on the bark (keep watering the bark, keep it moist, if you want to stimulate budding, see fig. 7 (Michael points to a spot for a potential branch)). Turn the side of the plant that you want budding to occur away from the sun). The junipers do not do well in hot weather. There are two growth periods, spring and fall. After one of these growth spurts, you can trim. Dead or brown needles at the base will be where buds will pop out so you do not need to remove or worry. All the trees that were trimmed (see above pictures fig. 8) will have lots of green foliage by October.



No pests or fungus bother the plants if they are healthy.

Soil mixture, a third each of akadama, perlite and lava. The bottom of the pot will have larger size soil, for increased drainage, and smaller sized above it. For plant preparation for a show, he will place the tree under 45% shade cloth otherwise plants are in full sunlight.

The tree can be air layered in the early spring time by removing the entire cambium, peeling out one layer at a time. He uses a plastic pot with an X on the bottom so that the trunk can fit, and a slit on the side of the pot so that the pot can be easily positioned along the stem. The pot is filled with regular planting mix. Water well. When you can see a callus forming, this is the start of roots formation, this can take up to one year. When roots are well established, the top part of the tree can be cut off and allowed to grow freely to be trained later. The bottom half of the tree can still be trained as a bonsai. So, you have two from one tree.

He also suggests a shear from Bonsai Vision, www.bonsaivision.com, because Foemina require scissors with a sharp edge that make a clean cut resulting in fewer brown needles. Cat #210 MM, \$39.97.



John Kim is the lucky raffle winner, tree donated by Michael Sykes.

Announcements

There will no meeting in August.

The September 21 meeting will be a club potluck and movie night. Debbie will coordinate the food. Look for further details later.

Correction (thanks Tom): August 19-20, 2017, 2017, Viet Bonsai Today Society, 2nd Annual Bonsai Exhibition, Location: Bao Quang Temple, 713 N Newhope St., Santa Ana, CA 92703, Time: 9:00am to 5:00pm

For more information, please contact Dinh Nguyen at (949) 302-3048, or Tom Vuong at (714) 878-8004.

Correction (thanks Mary): Aug 26-27, 2017, Nan Pu Kai, 28th Annual Show, JACCC Doizaki Gallery (Little Tokyo), 10:00pm to 5:00pm

John Naka's club will host special guest exhibitors as well as club member's trees.

Additional information about Nisei Week can be found at: www.niseiweek.org

August 30-September 3, 2017. Kofu Bonsai Kai. 2017 Bonsai Fest at the Bowers Museum, 2002 N. Main Street, Santa Ana, CA, daily 10am-4pm.

Featuring bonsai trees of the members of Kofu Bonsai Kai and special presentations by noted speakers. Final speaker and presentation schedules will be posted on the Bowers Museum Website: <http://www.bowers.org/> and Kofu Bonsai Kai: <http://www.kofukai.org/>. Free to Bowers Museum members or with paid museum admission. Questions? Call the museum at (714) 567-3695 or email Michael Walsh at michaeljwalsh@outlook.com.

Fred Miyahara will hold a plant sale in September.

September 23 - 24, 2017, San Diego Bonsai Club: Fall Bonsai Exhibition at the Casa Del Prado, Room 101, Balboa Park, San Diego.

Show hours are 10 AM - 5 PM both days with demonstrations at 11 AM and 1 PM. Free admission. Bonsai pots and trees for sale, as well as other bonsai-related items. For more information visit www.sandiegobonsaiclub.com or contact Janice Hale.

October 7 - 8, 2017, Conejo Valley Bonsai Society: 14th Annual Bonsai Exhibition at the Resource Center at the Gardens of the World, 2001 Thousand Oak Blvd, Thousand Oaks, CA

Hours are 9 AM - 4 PM both days with Demonstrations in the Bandstand at 2 PM. Free Admission. No sales of bonsai related items. For information, call Marj Branson at 805-373-1330 or visit our web site at www.cvbs-bonsai.org The October event will be in the Summer & Winter issue of GS's Calendar of Events.

October 25-30, 2017, Golden State Bonsai Federation (GSBF) Convention 40 "Bonsai New Horizon", Riverside Convention Center, 10:00am to 4:30pm

Headliners: David Nguy, Kunio Kobayashi, Boon Manakitivipart. Guest artists: Bill Castellon, Tom Elias, Frank Goya, Jim Gremel, Gary Ishii, Peter Macasieb, Ted Matson, Frank Mihalic, Fred Miyahara, Pauline Muth, Mike Pistello, Bob Pressler, Steve Price, Kathy Shaner, Tak Shimazu, Bob Shimon, Cary Sullivan, Michael Sykes, Jonny Uchica, Bill Valavanis, Steve Valentine. On-line registration opens on July 1, 2017. For more information, please visit www.gsbfcconvention.org

j2017 Program/Demonstrator List

January 19, 2017	Sean Smith, workshop
January 21 & 22, 2017	Winter Silhouette Show
February 16, 2017	Tom Vuong, demonstrator
March 16, 2017	Bob Pressler, demonstrator

April 20, 2017	Lindsay Shiba, workshop
May 18, 2017	Travis Goldstein, demonstrator
June 15, 2017	Fred Miyahara, demonstrator
July 20, 2017	Michael Sykes, demonstrator
August 2017	no meeting
September 21, 2017	Bonsai movies, Pot luck
October 19, 2017	Peter Macasieb, demonstrator
November 16, 2017	Al Nelson, demonstrator
December 2017	Christmas Party
January 13 & 14, 2018	54 th Winter Silhouette Show
February 15, 2018	Tom Vuong, grafting workshop

Shirley Quan
Baikoen Bonsai Kenkyukai
5379 Somerset St
Los Angeles, CA 90032